

Treasurers Financial Report

Debbie Rice CCT/CIO

County Treasurer & Chief Investment Officer

April 2017

CASH & INVESTMENTS

First Financial Bank Accounts



Account Number	Account Title	Beginning Balance	Deposits	Disbursements	Ending Balance
XX-X619-8	General Fund	\$19,153,041.96	\$4,431,743.42	\$9,658,825.48	\$13,925,959.90
NOW	General Fund Now Account	\$17,237,231.54	\$5,287.32	\$6,231.54	\$17,236,287.32
XX-X654-5	Treasurer Clearing Account (CCC)	\$290,708.16	\$279,021.43	\$320,719.12	\$249,010.47
8610	Community Development Block Grant	\$0.00	\$0.00	\$0.00	\$0.00
Total Checking		\$36,680,981.66	\$4,716,052.17	\$9,985,776.14	\$31,411,257.69

Cash Balance by Fund

Fund	Account Title	Beginning Balance	Deposits	Disbursements	Ending Balance
0100	General Fund	\$7,337,501.70	\$2,266,662.01	\$7,303,523.81	\$2,300,639.90
0140	Law Library	\$160,395.95	\$93.71	\$6,675.11	\$153,814.55
0150	Road & Bridge #1	\$667,809.62	\$66,560.68	\$112,797.53	\$621,572.77
0160	Road & Bridge #2	\$1,094,177.92	\$65,253.28	\$66,519.31	\$1,092,911.89
0170	Road & Bridge #3	\$675,293.95	\$71,119.62	\$145,609.30	\$600,804.27
0180	Road & Bridge #4	\$1,212,675.36	\$77,269.34	\$140,348.40	\$1,149,596.30
0200	County Projects	\$58,973.52	\$33.11	\$0.00	\$59,006.63
0210	Records Mgt - Co Clerk	\$895,117.30	\$500.42	\$11,534.31	\$884,083.41
0220	Records Mgt - County	\$389,077.30	\$218.47	\$0.00	\$389,295.77
0225	Vital Statistics Preservation	\$109,898.40	\$0.00	\$0.00	\$109,898.40
0240	Election Services Contracts	\$301,150.87	\$2,968.95	\$4,716.57	\$299,403.25
0250	STOP Federal Forfeitures	\$4,423.70	\$2.48	\$0.00	\$4,426.18
0260	DA Forfeiture Funds	\$109,870.65	\$562.32	\$0.00	\$110,432.97
0270	JOCO Seizure Funds	\$5,717.14	\$3.21	\$0.00	\$5,720.35
0280	Sheriff Forfeiture Fund	\$9,875.35	\$5.55	\$0.00	\$9,880.90
0300	Special Crimes Ops	\$164,654.44	\$189.50	\$0.00	\$164,843.94
0320	Special Crimes Seizures	\$112,996.80	\$63.45	\$0.00	\$113,060.25
0330	JJAEP	\$152,365.92	\$5,155.90	\$17,828.12	\$139,693.70
0340	Juvenile Case Manager Fund	\$118,485.76	\$65.88	\$3,719.86	\$114,831.78
0350	Juvenile Probation Fees	\$29,783.59	\$1,258.86	\$0.00	\$31,042.45
0355	Unclaimed Juvenile Restitution Fund	\$315.37	\$0.18	\$0.00	\$315.55
0360	JP #1 Technology	\$141,621.39	\$79.52	\$37.99	\$141,662.92
0370	JP #2 Technology	\$49,671.28	\$27.86	\$75.98	\$49,623.16
0380	JP #3 Technology	\$73,948.98	\$41.52	\$37.99	\$73,952.51
0390	JP #4 Technology	\$97,975.99	\$55.01	\$0.00	\$98,031.00
0400	Courthouse Security	\$26,334.06	\$12.15	\$7,860.13	\$18,486.08
0410	Justice Court Security	\$77,979.57	\$43.79	\$0.00	\$78,023.36
0420	Custodial Funds	\$70,105.23	\$39.27	\$250.00	\$69,894.50
0450	Co Clerk Records Preservation	\$404,026.11	\$226.86	\$0.00	\$404,252.97
0460	Dist Clerk Records Preservation	\$65,484.69	\$36.77	\$0.00	\$65,521.46
0470	Cty & Dst Clerk Technology Fund	\$23,234.60	\$11.64	\$5,258.76	\$17,987.48
0480	Court Records Preservation Fund	\$221,338.74	\$124.28	\$0.00	\$221,463.02
0490	Dst Crt Records Technology Fund	\$112,293.04	\$63.05	\$0.00	\$112,356.09
0500	Pecan Valley MHMR	\$0.00	\$0.00	\$0.00	\$0.00
0520	Disaster Recovery	\$0.00	\$0.00	\$0.00	\$0.00
0530	Capital Murder Fund	\$255,963.93	\$67,381.39	\$0.00	\$323,345.32
0550	Indigent Health Care	\$1,381,819.43	\$56,110.80	\$40,140.17	\$1,397,790.06
0590	Unclaimed Money	\$24,701.91	\$0.00	\$0.00	\$24,701.91
0600	Right of Way Fund	\$252,259.80	\$141.64	\$0.00	\$252,401.44
0720	Courthouse Restoration	\$61,105.38	\$34.31	\$0.00	\$61,139.69
0750	Equipment Purchase	\$317,931.03	\$168.20	\$51,630.00	\$266,469.23
0800	LEC Interest & Sinking	\$815,507.10	\$457.91	\$0.00	\$815,965.01
0850	Equipment Int. & Sinking Fund	\$18,730.19	\$10.52	\$0.00	\$18,740.71
0880	Criminal State Fees Fund	\$390,615.98	\$342.00	\$389,619.51	\$1,338.47
0890	Historical Commission	\$35,964.96	\$19.53	\$5,035.62	\$30,948.87
0970	Fee Officers Fund	(\$279,165.18)	\$585,342.53	\$18,745.89	\$287,431.46

	A	D	C	D	E	F	G
65	1020		Pre-Trial Bond Supervision	\$111,995.43	\$18,018.42	\$10,614.74	\$119,399.11
66	1110		Special Crimes Ops	\$98,670.75	\$54.18	\$4,104.28	\$94,620.65
67	7010		Jail C5 Construction	\$18,527.48	\$500,007.09	\$516,872.61	\$1,661.96
68	7012		Jail C1 Construction	\$90,950.60	\$341,000.00	\$389,551.37	\$42,399.23
69	7050		Construction Projects	\$166,460.00	\$0.00	\$10,340.00	\$156,120.00
70	7060		Software Projects	\$126,120.68	\$70.82	\$0.00	\$126,191.50
71	8230		Emergency Ops Center Grant	\$0.00	\$0.00	\$0.00	\$0.00
72	8300		HAVA Grant	\$0.77	\$0.00	\$0.00	\$0.77
73	8400		Cities Readiness Grant	\$17,762.13	\$5,855.01	\$1,381.59	\$22,235.55
74	8710		Edward Byrne (JAG) Local Solicitation	\$0.00	\$0.00	\$0.00	\$0.00
75	8730		SO Body Cams	\$63,724.00	\$0.00	\$0.00	\$63,724.00
76	8760		2013-14 Byrne JAG - Crime Reporting	\$0.00	\$0.00	\$0.00	\$0.00
77	8770		2014-15 Byrne JAG - Crime Scene Van	\$0.00	\$0.00	\$0.00	\$0.00
78	9020		Juvenile Operations	\$0.00	\$48,975.34	\$48,975.34	\$0.00
79	9220		Community Supervision	\$0.00	\$219,280.39	\$219,280.39	\$0.00
80	9350		TCEQ LIP Grant	\$19,260.00	\$0.00	\$0.00	\$19,260.00
81	9380		Indigent Defense Formula Grant	\$153,536.19	\$29,704.99	\$123,633.85	\$59,607.33
82	9390		Indigent Defense Improvement Grant	\$36,025.11	\$19.71	\$2,106.95	\$33,937.87
83	9450		TCEQ Aircheck	\$0.00	\$0.00	\$0.00	\$0.00
84			Total General Fund	\$19,153,041.96	\$4,431,743.42	\$9,658,825.48	\$13,925,959.90
85							
86							

FFB Trust and Asset Management Account Detail

	A	D	C	D	E	F	G
88							
89	B0100		General Fund	72.72727273%	\$1,798.81	\$ 67,211.13	\$ 7,977,856.91
90	B0150		Road & Bridge #1	4.54545455%	\$112.42	\$ 4,200.70	\$ 498,616.06
91	B0160		Road & Bridge #2	0.90909091%	\$22.48	\$ 840.14	\$ 99,723.21
92	B0170		Road & Bridge #3	2.72727273%	\$67.45	\$ 2,520.42	\$ 299,169.63
93	B0180		Road & Bridge #4	3.63636364%	\$89.94	\$ 3,360.56	\$ 398,892.85
94	B0210		Records Management - Clerk	2.72727273%	\$67.45	\$ 2,520.42	\$ 299,169.63
95	B0220		Records Management - County	0.90909091%	\$22.48	\$ 840.14	\$ 99,723.21
96	B0550		Indigent Health	5.45454545%	\$134.91	\$ 5,040.84	\$ 598,339.27
97	B0600		Right of Way	6.36363636%	\$157.39	\$ 5,880.97	\$ 698,062.48
98					\$2,473.33	\$ 92,415.32	\$ 10,969,553.25
99			Total Cash and Bonds				\$ 11,061,968.57
100							


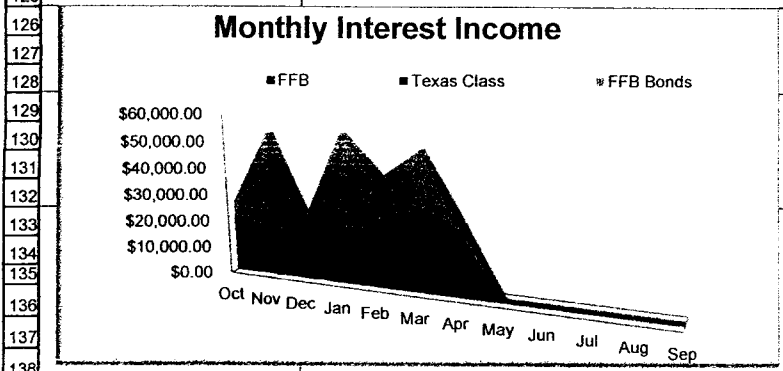
TexasClass Detail							
Fund	Account Number	Account Title	Fund Code	Balance	Debits	Withdrawals	Ending Balance
TC0001	XXXXX-0263-0001	General Fund	(0100)	\$2,110,041.27	\$1,834.03	\$0.00	\$2,111,875.30
TC0002	XXXXX-0263-0002	Road & Bridge #1	(0150)	\$1,819,434.24	\$1,581.46	\$0.00	\$1,821,015.70
TC0003	XXXXX-0263-0003	Road & Bridge #2	(0160)	\$948,195.56	\$824.17	\$0.00	\$949,019.73
TC0004	XXXXX-0263-0004	Road & Bridge #3	(0170)	\$1,352,722.83	\$1,175.75	\$0.00	\$1,353,898.58
TC0005	XXXXX-0263-0005	Road & Bridge #4	(0180)	\$1,220,618.75	\$1,060.97	\$0.00	\$1,221,679.72
TC0007	XXXXX-0263-0007	Indigent Healthcare	(0550)	\$1,031,552.75	\$896.65	\$0.00	\$1,032,449.40
TC0008	XXXXX-0263-0008	Right of Way	(0600)	\$508,632.14	\$442.09	\$0.00	\$509,074.23
TC0009	XXXXX-0263-0009	Jail C5 Construction	(7010)	\$1,524,400.51	\$1,221.99	\$500,000.00	\$1,025,622.50
TC0010	XXXXX-0263-0010	CC Records Preservation	(0450)	\$605,887.03	\$526.65	\$0.00	\$606,413.68
TC0011	XXXXX-0263-0011	Jail C1 Construction	(7012)	\$4,425,081.37	\$3,692.76	\$250,000.00	\$4,178,774.13
TC0012	XXXXX-0263-0012	Capital Murder	(0530)	\$882,775.56	\$767.29	\$0.00	\$883,542.85
TC0013	XXXXX-0263-0013	Software Projects	(7060)	\$88,124.22	\$76.59	\$0.00	\$88,200.81
TC0014	XXXXX-0263-0014	Equipment I&S	(0850)	\$363,597.53	\$316.05	\$0.00	\$363,913.58
Total Texas CLASS				\$16,881,063.76	\$14,416.45	\$750,000.00	\$16,145,480.21

117 See Appendix A for details

118 Certificates of Deposit

Fund	Account Title	Balance
CD0100	General Fund	\$3,750,000.00

124 See Appendix B for details

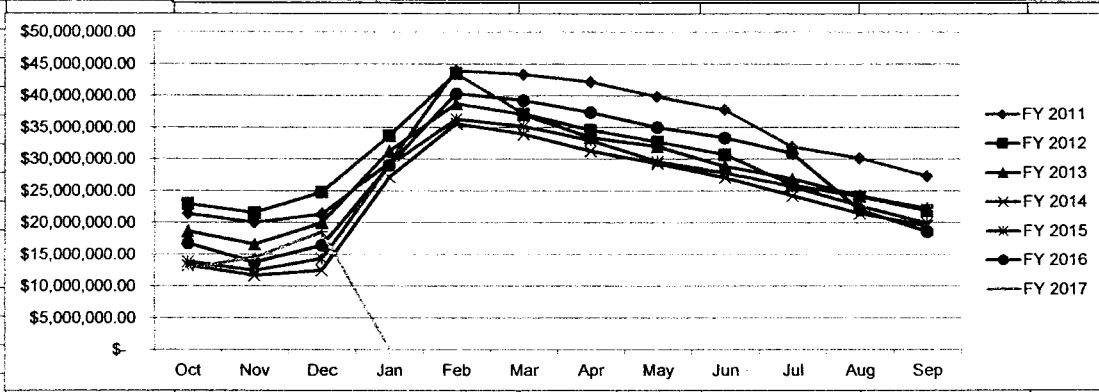


Outstanding Indebtedness				
Description	Outstanding Amount	Last Payment Amount	Next Payment Due	
Johnson County GO Refunding Bonds Series 2007	\$6,285,000.00	\$1,845,356.25		8/15/2017
Johnson County Tax Notes -Series 2013	\$2,890,000.00	\$26,299.00		11/15/2017
Johnson County CO Series 2015 (Jail Construction)	\$ 20,605,000.00	939,501.65		8/15/2017

Combined Statement of Cash Position


FUND	ACCOUNT NAME	FUND TOTAL	PEICE FUNDS	INVESTMENTS	FUND TOTAL
0100	General Fund	\$19,536,927.22	\$2,111,875.30	\$ 11,727,856.91	\$33,376,659.43
0140	Law Library	\$153,814.55	\$0.00	\$0.00	\$153,814.55
0150	Road & Bridge #1	\$621,572.77	\$1,821,015.70	\$498,616.06	\$2,941,204.53
0160	Road & Bridge #2	\$1,092,911.89	\$949,019.73	\$99,723.21	\$2,141,654.83
0170	Road & Bridge #3	\$600,804.27	\$1,353,898.58	\$299,169.63	\$2,253,872.48
0180	Road & Bridge #4	\$1,149,596.30	\$1,221,679.72	\$398,892.85	\$2,770,168.87
0200	County Projects	\$59,006.63	\$0.00	\$0.00	\$59,006.63
0210	Records Mgt - Co Clerk	\$884,083.41	\$0.00	\$299,169.63	\$1,183,253.04
0220	Records Mgt - County	\$389,295.77	\$0.00	\$99,723.21	\$489,018.98
0225	Vital Statistics Preservation	\$109,898.40	\$0.00	\$0.00	\$109,898.40
0240	Election Services Contracts	\$299,403.25	\$0.00	\$0.00	\$299,403.25
0250	STOP Federal Forfeitures	\$4,426.18	\$0.00	\$0.00	\$4,426.18
0260	DA Forfeiture Funds	\$110,432.97	\$0.00	\$0.00	\$110,432.97
0270	JOCO Seizure Funds	\$5,720.35	\$0.00	\$0.00	\$5,720.35
0280	Sheriff Forfeiture Fund	\$9,880.90	\$0.00	\$0.00	\$9,880.90
0300	Special Crimes Ops	\$164,843.94	\$0.00	\$0.00	\$164,843.94
0320	Special Crimes Seizures	\$113,060.25	\$0.00	\$0.00	\$113,060.25
0330	JJAEP	\$139,693.70	\$0.00	\$0.00	\$139,693.70
0340	Juvenile Case Manager Fund	\$114,831.78	\$0.00	\$0.00	\$114,831.78
0350	Juvenile Probation Fees	\$31,042.45	\$0.00	\$0.00	\$31,042.45
0355	Unclaimed Juvenile Restitution Fund	\$315.55	\$0.00	\$0.00	\$315.55
0360	JP #1 Technology	\$141,662.92	\$0.00	\$0.00	\$141,662.92
0370	JP #2 Technology	\$49,623.16	\$0.00	\$0.00	\$49,623.16
0380	JP #3 Technology	\$73,952.51	\$0.00	\$0.00	\$73,952.51
0390	JP #4 Technology	\$98,031.00	\$0.00	\$0.00	\$98,031.00
0400	Courthouse Security	\$18,486.08	\$0.00	\$0.00	\$18,486.08
0410	Justice Court Security	\$78,023.36	\$0.00	\$0.00	\$78,023.36
0420	Custodial Funds	\$69,894.50	\$0.00	\$0.00	\$69,894.50
0450	Co Clerk Records Preservation	\$404,252.97	\$606,413.68	\$0.00	\$1,010,666.65
0460	Dist Clerk Records Preservation	\$65,521.46	\$0.00	\$0.00	\$65,521.46
0470	City & Dist Clerk Technology Fund	\$17,987.48	\$0.00	\$0.00	\$17,987.48
0480	City & Dist Clerk Technology Fund	\$221,463.02	\$0.00	\$0.00	\$221,463.02
0490	Court Records Preservation Fund	\$112,356.09	\$0.00	\$0.00	\$112,356.09
0500	Pecan Valley MHMR	\$0.00	\$0.00	\$0.00	\$0.00
0520	Disaster Recovery	\$0.00	\$0.00	\$0.00	\$0.00
0530	Capital Murder Fund	\$323,345.32	\$883,542.85	\$0.00	\$1,206,888.17
0550	Indigent Health Care	\$1,397,790.06	\$1,032,449.40	\$ 598,339.27	\$3,028,578.73
0590	Unclaimed Money	\$24,701.91	\$0.00	\$0.00	\$24,701.91
0600	Right of Way Fund	\$252,401.44	\$509,074.23	\$ 698,062.48	\$1,459,538.15
0720	Courthouse Restoration	\$61,139.69	\$0.00	\$0.00	\$61,139.69
0750	Equipment Purchase	\$266,469.23	\$0.00	\$0.00	\$266,469.23
0800	LEC Interest & Sinking	\$815,965.01	\$0.00	\$0.00	\$815,965.01
0850	Equipment Int. & Sinking Fund	\$18,740.71	\$363,913.58	\$0.00	\$382,654.29
0880	Criminal State Fees Fund	\$1,338.47	\$0.00	\$0.00	\$1,338.47
0890	Historical Commission	\$30,948.87	\$0.00	\$0.00	\$30,948.87
0970	Fee Officers Fund	\$287,431.46	\$0.00	\$0.00	\$287,431.46

FUND	ACCOUNT NAME	CHESSING	POOLS & BONDS	INVESTMENTS	FUND TOTAL
1020	Pre-Trial Bond Supervision	\$119,399.11	\$0.00	\$0.00	\$119,399.11
1110	Special Crimes Ops	\$94,620.65	\$0.00	\$0.00	\$94,620.65
7010	Jail C5 Construction	\$1,661.96	\$1,025,622.50	\$0.00	\$1,027,284.46
7012	Jail C1 Construction	\$42,399.23	\$4,178,774.13	\$0.00	\$4,221,173.36
7050	Software Projects	\$156,120.00	\$88,200.81	\$0.00	\$244,320.81
7060	Emergency Ops Center Grant	\$126,191.50	\$0.00	\$0.00	\$126,191.50
8230	Cities Readiness Grant	\$0.00	\$0.00	\$0.00	\$0.00
8300	Edward Byrne (JAG) Local Solicitation	\$0.77	\$0.00	\$0.00	\$0.77
8400	Ed Byrne Memorial JAG Grant FY 10	\$22,235.55	\$0.00	\$0.00	\$22,235.55
8710	2013-14 Byrne JAG - Crime Reporting	\$0.00	\$0.00	\$0.00	\$0.00
8730	2014-15 Byrne JAG - Crime Scene Van	\$63,724.00	\$0.00	\$0.00	\$63,724.00
8760	Indigent Defense Formula Grant	\$0.00	\$0.00	\$0.00	\$0.00
8770	Indigent Defense Improvement Grant	\$0.00	\$0.00	\$0.00	\$0.00
9020	Juvenile Operations	\$0.00	\$0.00	\$0.00	\$0.00
9220	Community Supervision	\$0.00	\$0.00	\$0.00	\$0.00
9350	TCEQ LIP Grant	\$19,260.00	\$0.00	\$0.00	\$19,260.00
9380	Indigent Defense Formula Grant	\$59,607.33	\$0.00	\$0.00	\$59,607.33
9390	Indigent Defense Improvement Grant	\$33,937.87	\$0.00	\$0.00	\$33,937.87
9450	TCEQ Aircheck	\$0.00	\$0.00	\$0.00	\$0.00
Grand Total		\$31,162,247.22	\$16,145,480.21	\$ 14,719,553.25	\$62,027,280.68



as of	Cleburne	Abilene	Totals
30-Apr-17	\$48,325,000.00	\$2,595,000.00	\$50,920,000.00
	\$47,353,544.80	\$2,595,000.00	\$49,948,544.80
	\$48,576,404.52	\$2,596,677.73	\$51,173,082.25
	\$50,230,678.15	\$2,661,207.80	\$52,891,885.95

LOCAL GOVERNMENT CODE: 134.026
COUNTY TREASURER'S REPORT TO COMMISSIONERS COURT AT REGULAR TERM.
(a) At least once a month at a regular term of the commissioners court, the county treasurer shall make a detailed report of:
(1) money received and disbursed;
(2) debts due to and owed by the county; and
(3) all other proceedings in the treasurer's office.



I certify the information in this report is true and correct to the best of my knowledge.

Debbie Rice

5/11/17

Debbie Rice, CCT/ClO
Johnson County Treasurer

Date

252					
253	COUNTY TREASURER'S REPORT			COMMISSIONERS COURT	
254	IN THE MATTER OF COUNTY FINANCES			JOHNSON COUNTY, TEXAS	
255	IN THE HANDS OF DEBBIE RICE			IN REGULAR SESSION	
256	TREASURER OF JOHNSON COUNTY, TEXAS			MAY TERM 2017	
257					
258					
259					
260	IN ACCORDANCE with Section 114.026, Local Government Code, we the undersigned, constituting the				
261	entire Commissioners Court of said County, certify that on the <u>22</u> day of <u>may</u> , 2017.				
262	at the Regular term of Court, we compared and examined the monthly report of Debbie Rice,				
263	Treasurer of Johnson County, for APRIL 2017, and finding the same correct, entered an order in				
264	the Minutes approving said Report, which states total cash and other assets on hand as \$62,027,280.68				
265					
266					
267					
268					
269					
270					
271					
272					
273					
274					
275	SWORN TO AND SUBSCRIBED BEFORE ME, by Roger Harmon, County Judge and County				
276	Commissioners of said Johnson County, each respectively, on this the <u>22</u> day of <u>may</u> , A.D. 2017.				
277					
278					
279					
280					
281					
282					
283	FILED FOR RECORD THIS DAY OF A.D., 2017 and recorded in the minutes of the Court				
284	for the term in which the affidavits are filed on the day of A.D. 2017				
285					
286					
287					
288					

[Signature]
 Roger Harmon, County Judge


[Signature]
 Rick Bailey, Commissioner, Pct 1

[Signature]
 Kenny Howell, Commissioner Pct. 2

[Signature]
 Jerry D. Stringer, Commissioner, Pct. 3

[Signature]
 Larry Woolley, Commissioner Pct. 4

[Signature]
 Becky Ivey, County Clerk and
 Clerk of the Commissioners Court in and for
 Johnson County, Texas.



Attest: Becky Ivey, County Clerk

**Appendix A
Current Bond Holdings**

293	TYPE	TYPE	RATE	MATURITY DATE	FACE VALUE	MARKET VALUE
294	CD	CD	1.050%	12/07/17	\$ 249,000.00	\$249,000.00
295	CD	CD	1.210%	06/08/18	\$ 249,000.00	\$249,000.00
296	CD	CD	0.860	7/27/2017	\$ 249,000.00	\$249,000.00
297	CD	CD	1.000	12/26/17	\$ 249,000.00	\$249,000.00
298	CD	CD	1.150%	12/14/17	\$ 249,000.00	\$249,000.00
299	CD	CD	1.000%	12/08/17	\$ 249,000.00	\$249,000.00
300	CD	CD	1.050%	12/07/17	\$ 249,000.00	\$249,000.00
301	FHLB	CD	0.950%	03/13/18	\$ 249,000.00	\$249,000.00
302	FHLMC	FHLB	4.875%	05/17/17	\$ 500,000.00	\$ 500,925.00
303	FHLMC	FHLMC	1.500%	01/17/20	\$ 500,000.00	\$ 499,570.00
304	FHLMC	FHLMC	5.50%	08/23/2017	\$ 500,000.00	\$ 507,095.00
305	FNMA	FNMA	0.875%	05/21/2018	\$ 525,000.00	\$ 523,356.75
306	FNMA	FNMA	1.750%	9/12/19	\$ 500,000.00	\$ 503,515.00
307	US Treas	US Treas	1.500%	10/31/19	\$ 1,000,000.00	\$ 1,003,520.00
308	US Treas	US Treas	1.625%	3/15/20	\$ 300,000.00	\$ 301,581.00
309	US Treas	US Treas	1.250%	10/31/18	\$ 500,000.00	\$ 500,295.00
310	US Treas	US Treas	1.500%	1/31/19	\$ 550,000.00	\$ 552,409.00
311	US Treas	US Treas	1.500%	3/31/19	\$ 550,000.00	\$ 552,491.50
312	US Treas	US Treas	1.500%	5/31/19	\$ 500,000.00	\$ 502,205.00
313	US Treas	US Treas	1.500%	8/31/18	\$ 500,000.00	\$ 501,975.00
314	US Treas	US Treas	1.625%	7/31/19	\$ 500,000.00	\$ 503,380.00
315	US Treas	US Treas	2.375%	6/30/18	\$ 500,000.00	\$ 506,895.00
316	US Treas	US Treas	2.375%	7/31/17	\$ 500,000.00	\$ 501,915.00
317	US Treas	US Treas	2.875%	3/31/18	\$ 500,000.00	\$ 507,850.00
318	FSG FUND	US Treas	4.250%	11/15/17	\$ 500,000.00	\$ 508,575.00
319	CASH	FSG FUND		N/A	\$ 92,415.32	\$ 92,415.32

**Appendix B
Certificates of Deposit**

323	Fund	CD #	Series	Face Value	Interest Rate	Maturity	Bank
324	CD0100	XXXXXXKZ7	General Fund	\$ 250,000.00	0.70%	6/14/2017	Cathay Bk Los Angeles Calif
325	CD0100	XXXXXT2S1	General Fund	\$ 250,000.00	0.75%	9/13/2017	Beal Bank SSB
326	CD0100	XXXXXEW8	General Fund	\$ 250,000.00	0.75%	9/14/2017	Lone Star Natl Bk Pharr Tex
327	CD0100	XXXXXGF9	General Fund	\$ 250,000.00	0.85%	9/22/2017	Bank LEUMI USA New York
328	CD0100	XXXXLCH0	General Fund	\$ 250,000.00	1.10%	4/19/2018	Home Savings Bank
329	CD0100	XXXXXU24	General Fund	\$ 250,000.00	1.40%	7/25/2018	Capital One Bk USA Natl Assn Glen Allen VA
330	CD0100	XXXXXXV83	General Fund	\$ 250,000.00	1.40%	8/1/2018	Ally Bk Midvale Utah
331	CD0100	XXXXXEJ1	General Fund	\$ 250,000.00	1.40%	8/1/2018	Wells Fargo
332	CD0100	XXXXTDD1	General Fund	\$ 250,000.00	1.30%	9/19/2018	Franklin Synergy Bank
333	CD0100	XXXXXCL7	General Fund	\$ 250,000.00	1.45%	3/29/2019	Isabella Bank
334	CD0100	XXXXXQU3	General Fund	\$ 250,000.00	1.55%	4/5/2019	Peoples United Bank
335	CD0100	XXXXXSY7	General Fund	\$ 250,000.00	1.60%	10/15/2019	KeyBank National Association
336	CD0100	XXXXBAH9	General Fund	\$ 250,000.00	1.60%	1/24/2020	Citizens Community Federal
337	CD0100	XXXXXEAG4	General Fund	\$ 250,000.00	1.65%	3/31/2020	Covenant Bank
338	CD0100	XXXXPBN0	General Fund	\$ 250,000.00	1.70%	4/13/2020	East Boston Savings Bank